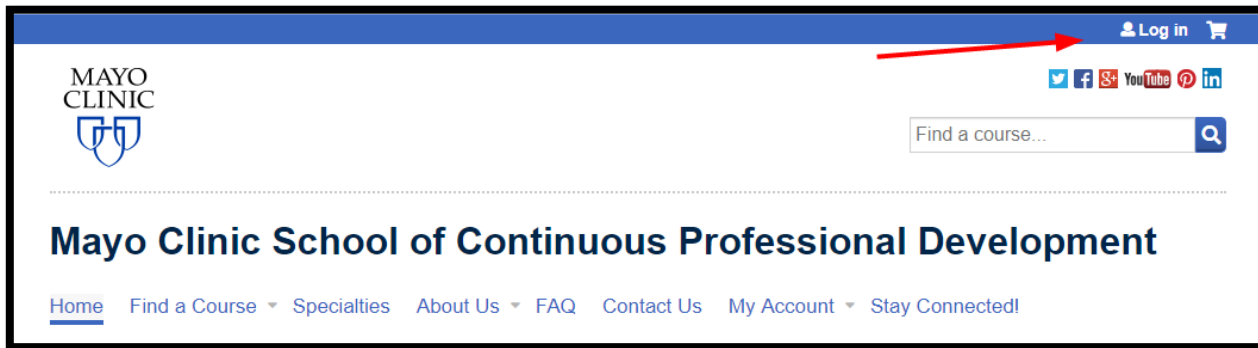


Professional Account Creation

1. Go to <https://ce.mayo.edu/>
2. Click **Login** (upper right corner)



Log in using your professional account log in. The professional account allows you to manage one username and password for business that you may do with Mayo Clinic. For example, if you have referred a patient to Mayo Clinic, the same username and password can be used to log into this site.

If you do not have a professional account, the first step is to create and activate a Mayo Clinic Professional account.

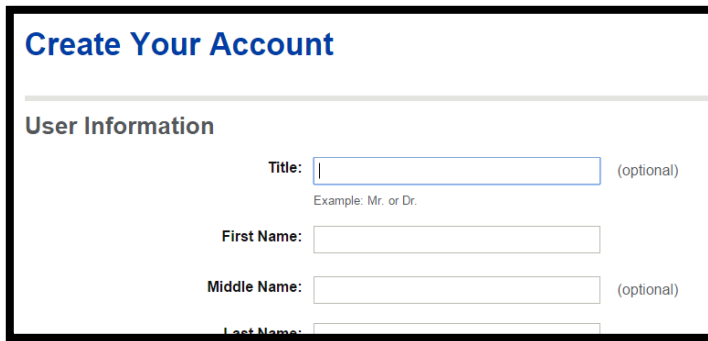
NOTE: Remember your username and password as they are required to access your account to view the syllabus, claim credit and access your transcript.

A screenshot of the login page for the Mayo Clinic Professional account. The page is titled "One account for all Mayo Clinic services" and "Sign in to Continuous Professional Development". It features a "Professional Username" field with a placeholder "Username", a "Password" field with a placeholder "Password", and a blue "Sign in" button. Below these fields is a "Create Your Account" button, which is highlighted with a red box, and a link "Need help logging in?". At the bottom, there is a "Mayo Clinic Staff Log In" button.

If you have already created a Mayo Clinic Professional account, enter the **User Name** and **Password** for the account and click on **Log In**.

If you are new to the Mayo Clinic Professional account, click on **Create Your Account**

3. Create your account by completing the questions and click on **Continue**



Create Your Account

User Information

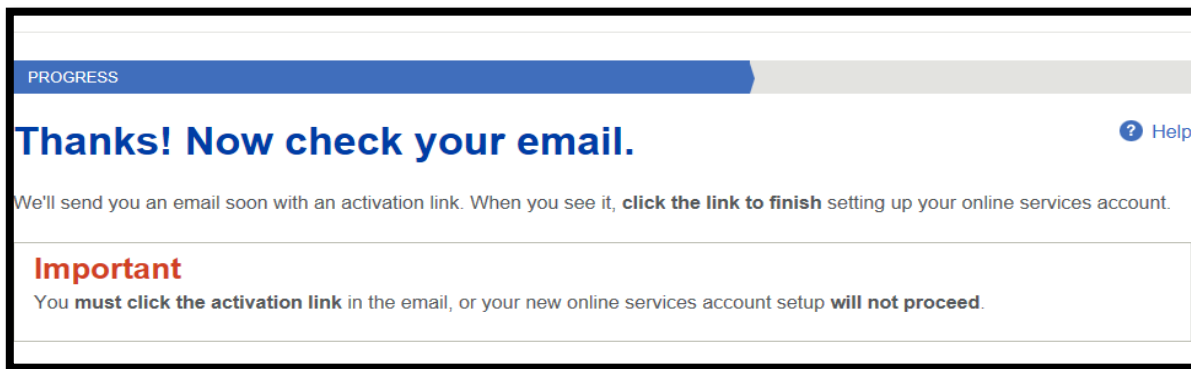
Title: (optional)
Example: Mr. or Dr.

First Name:

Middle Name: (optional)

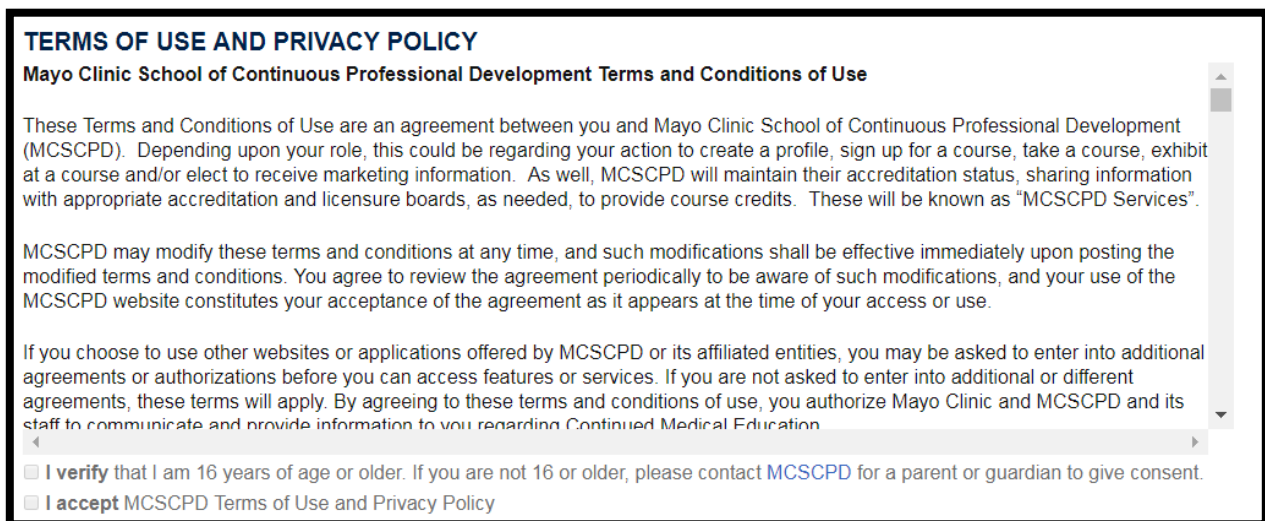
Last Name:

4. Once you have completed the questions you will need to activate your account. Check your email for an activation email. Open the email and click on the activation link.
Note: If you do not receive the activation email, check your spam or junk folders as security settings on email servers can cause the email to not come into your inbox.



When you activate your account you will be brought back to Mayo School of Professional Home page.

5. Click on log in (upper right corner)
6. You will need to accept the Terms of Use and Privacy policy and verify that you are over 16 years old.



TERMS OF USE AND PRIVACY POLICY

Mayo Clinic School of Continuous Professional Development Terms and Conditions of Use

These Terms and Conditions of Use are an agreement between you and Mayo Clinic School of Continuous Professional Development (MCSCPD). Depending upon your role, this could be regarding your action to create a profile, sign up for a course, take a course, exhibit at a course and/or elect to receive marketing information. As well, MCSCPD will maintain their accreditation status, sharing information with appropriate accreditation and licensure boards, as needed, to provide course credits. These will be known as "MCSCPD Services".

MCSCPD may modify these terms and conditions at any time, and such modifications shall be effective immediately upon posting the modified terms and conditions. You agree to review the agreement periodically to be aware of such modifications, and your use of the MCSCPD website constitutes your acceptance of the agreement as it appears at the time of your access or use.

If you choose to use other websites or applications offered by MCSCPD or its affiliated entities, you may be asked to enter into additional agreements or authorizations before you can access features or services. If you are not asked to enter into additional or different agreements, these terms will apply. By agreeing to these terms and conditions of use, you authorize Mayo Clinic and MCSCPD and its staff to communicate and provide information to you regarding Continued Medical Education.

I verify that I am 16 years of age or older. If you are not 16 or older, please contact [MCSCPD](#) for a parent or guardian to give consent.

I accept MCSCPD Terms of Use and Privacy Policy

7. Complete the account process by completing the required fields and clicking Save at the bottom of the screen.

Review and update all of the fields as needed

The following fields are required to complete your profile and have not been auto populated

PREFIX (Mr. Dr. Ms. Mrs. or Miss)

ARE YOU EMPLOYED BY AN ORGANIZATION THAT IS PART OF THE MAYO CLINIC CARE NETWORK (MCCN)?

(Auto Populated with No)

ADDRESS TYPE

ADDRESS LINE 1, CITY, STATE, POSTAL CODE, COUNTRY

DATE OF BIRTH (used for reporting of MOC and/or Pharmacy credit)

SPECIAL NEEDS (Select **None** if none apply)

ENROLLMENT TYPE – select the one that is most appropriate for you

DO YOU HOLD A MEDICAL DOCTOR FLORIDA LICENSE NUMBER (Yes or No)

CREDIT ELIGIBILITY

8. Click **Save**

Congratulations! You have completed your professional profile!

For technical support contact Education Technology Center (ETC) priority line (507) 266-9087 or 77-6-9087.