



People.Health.Care.

Product Catalog

Wound Care

2021

CLEANSING

WOUND CARE

COMPRESSION

DEBRIDEMENT

Debrisoft®

ReadyWrap®

Suprasorb® G

Vliwasorb®

L&R USA INC.

Your partner in wound care
and compression therapy.

L&R USA INC. (L&R) is part of a leading global medical device company, which has been delivering high quality healthcare products to healthcare professionals and patients for over 160 years.

The L&R international group is family owned and operates successfully with over 4,600 employees, 44 group companies, and multiple production facilities worldwide, providing an excellent international infrastructure and network for our customers.

People are at the center of our efforts: customers, patients, business partners and employees. We value the dialog with our customers as we are dedicated to providing healthcare professionals product solutions in the treatment of wounds, edema, venous disease, and lymphedema to improve patient care and outcomes.

L&R's comprehensive product portfolio of world-class brands such as Debrisoft®, Suprasorb®, Rosidal®, TributeNight™, and ReadyWrap® are trusted for their effectiveness and quality.

**L&R USA – passionate about
delivering innovative wound care
and compression solutions.**

For further information, please contact your sales representative, our customer service, or visit our website:

Phone: 855-892-4140, 414-892-4140
Fax: 414-892-4150
Email: inquiries@us.LRmed.com
Website: www.Lohmann-Rauscher.us



Contents

Cleansing

Debrisoft® Pad	4
Debrisoft® Lolly	5

Wound Care

Super Absorptive

Vliwasorb®	6
Vliwasorb® Border	7

Collagen

BIOPAD™	8
BIOCOL™	9

Hydrogel

Suprasorb® G	10
--------------	----

Alginate

Suprasorb® A	12
Suprasorb® A+Ag	13

Foam

Suprasorb® P and Suprasorb® P Border	14
---	----

Carbon

Zorflex®	16
----------	----

Transparent Film

Suprasorb® F	17
--------------	----

Compression

Rosidal® TCS	18
ReadyWrap®	19
ExoAnklet™	26

Debrisoft® Pad

for effective wound bed preparation



Beveled fiber tips lift, bind, and remove slough and debris including biofilm

Indications

Debrisoft® Pad is recommended for cleansing of both acute and chronic wounds, including but not limited to:

- Leg ulcers
 - Diabetic ulcers
 - Pressure injuries
 - Burns, including 3rd degree burns after surgical debridement
 - Traumatic and surgical wounds (e.g., abrasions, incisions, lacerations)
- Debrisoft is also highly effective for the removal of hyperkeratotic tissue, including lymphedema-associated keratosis, dry skin, and seborrheic plaques

Benefits

- Removes debris effectively while protecting newly formed granulation tissue and epithelial cells
- Provides rapid and visible results within 2–4 minutes
- Easy to use
- Safe to use
- Virtually painless for the patient, resulting in high patient acceptance

Product composition

The fiber composite material of Debrisoft consists of 100% knitted monofilament polyester fibers. The back layer is made from a polyacrylate that contains no colophony or colophony derivatives, giving added stability.

To note

- For debridement and cleansing only — it must NOT be left on the wound.
- Can be used each time the wound dressing is changed, as required.
- Debrisoft should be used until the wound is thoroughly cleansed and has progressed to the granulation phase.
- Before using, moisten the soft, fleecy side with saline solution. Please always refer to local guidelines.
- Do not cut or wring.

Recommended combinations

- Wound dressings: Suprasorb®, Vliwasorb®
- When compression is needed (e.g., venous leg ulcers): Rosidal® TCS, ReadyWrap™

Debrisoft® Pad

sterile, individually-sealed

Size	Item No.	Shipping Units (per box/case)
10 x 10 cm (4 x 4 in.)	31222	5/50
13 x 20 cm (5 x 8 in.)	34323	5/50

Debrisoft® Lolly

for wound cleansing and debridement



- A** Beveled fiber tips lift, bind, and remove loose slough and debris including biofilm

Indications

Debrisoft Lolly is recommended for the cleansing of deep, undermining, and tunneling wounds including acute and chronic wounds:

- Diabetic ulcers
- Venous leg ulcers
- Pressure injuries
- Burns, traumatic and surgical wounds

Benefits

- Removes debris effectively while protecting newly formed granulation tissue and epithelial cells
- Provides rapid and visible results within 2–4 minutes
- Easy to use
- Safe to use
- Virtually painless for the patient, resulting in high patient acceptance

Product composition

The fiber composite material of the head of the Debrisoft Lolly consists of 100% knitted monofilament polyester fibers. The inside layer is made from a polyacrylate that contains no colophony

or colophony derivatives, giving added stability. Additionally, a blue X-ray detectable polypropylene thread is sewn into the head and onto a break-resistant polypropylene handle.

To note

- For debridement and cleansing only — it must NOT be left on or in the wound.
- Can be used each time the wound dressing is changed, as required.
- Debrisoft should be used until the wound is thoroughly cleansed and has progressed to the granulation phase.
- Before using, moisten the soft, fleecy head with saline solution. Please always refer to local guidelines.
- Do not cut or wring.

Recommended combinations

- Wound dressings: Suprasorb, Vliwasorb
- If compression is needed e.g., venous leg ulcers: Rosidal TCS, ReadyWrap

Debrisoft® Lolly

sterile, individually-sealed

Size	Item No.	Shipping Units (per box/case)
5 x 1.9 cm* (2 x 0.76 in.)	33224	5/50

* Core width of the fiber head of Debrisoft® Lolly only

Vliwasorb® Super Absorbent Wound Dressing



- A** Blue outer layer prevents strike-through, extending wear time and protecting bandages, clothing, and bedding
- B** Super absorbent core forms a moist, conformable gel, maintaining the optimal moisture level for wound healing
- C** Distribution layer evenly distributes exudate over the absorbent core
- D** Wound contact layer prevents adhering to fragile wound tissue

Indications

- Moderate to heavily exuding wounds
- Chronic or acute wounds in the exudation phase, e.g.:
 - ◆ Venous leg ulcers
 - ◆ Diabetic foot ulcers
 - ◆ Pressure injuries
 - ◆ Postoperative wounds healing by secondary intention

Benefits

- High fluid absorption and binding capacity allow longer wear times for fewer dressing changes, saving time and money. Additionally, disturbances to the wound bed are minimized.
- Binds exudate, bacteria, and cellular debris to support wound healing.
- The comfortable choice under compression due to high absorption and binding capacity, conformability, and extensibility.
- Thin and flexible

construction with a non-adherent wound contact layer resulting in being comfortable and conformable in use and gentle on removal.

Product composition

The absorbent pad consists of a super absorbent fiber core, cellulose, and a wound contact layer made of a perforated polyethylene film. The backing layer, the blue non-woven protecting layer, consists of thermally bonded polypropylene fibers.

To note

- Do not cut

Recommended combinations

- Debridement: Debrisoft
- Primary wound dressing for heavily exuding, deep wounds: Suprasorb A or Suprasorb A+Ag Rope
- Fixation: Suprasorb F
- Compression: Rosidal TCS, ReadyWrap

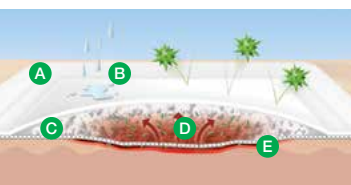
Vliwasorb® Super Absorbent Wound Dressing

sterile, individually-sealed

Size	Item No.	HCPCS Code	Shipping Units (per box/case)
10 x 10 cm (4 x 4 in.)	24501	A6196	10/360
10 x 20 cm (4 x 8 in.)	24502	A6197	10/340
20 x 20 cm (8 x 8 in.)	24503	A6198	10/300
20 x 30 cm (8 x 12 in.)	26904	A6198	10/180

Vliwasorb® Border

Super Absorbent Wound Dressing



- A** A skin-friendly, adhesive layer with bidirectional stretch allows expansion of the super absorbent fiber core to fit the wound
- B** Bacteria- and waterproof
- C** High capacity, super absorbent core
- D** Reduces microbial burden by binding bacteria within the dressing
- E** Conformable contact layer will not stick to the wound

Indications

- Moderate to heavily exuding wounds
- Chronic or acute wounds in the exudation phase, e.g.:
 - ◆ Venous leg ulcers
 - ◆ Diabetic foot ulcers
 - ◆ Pressure injuries
 - ◆ Postoperative wounds healing by secondary intention

Benefits

- Rapid application thanks to the adhesive film.
- The established benefits of the Vliwasorb® super absorbent wound dressing are combined with the advantage of easy fixation. The bidirectional stretch film with skin friendly adhesive moves with the skin and stays in place. The outer layer barrier is impervious to water and bacteria and wipes clean if soiled.
- Versatility in an adhesive dressing:
 - ◆ rapid application, easy fixation and high fluid absorption capacity

- ◆ comfortable, conformable, and secure
- ◆ the right choice under compression
- ◆ skin-friendly adhesive
- ◆ requires no secondary dressings

Product composition

The absorbent pad consists of a super absorbent fiber core, cellulose, and a wound contact layer made of a perforated polyethylene film. The backing layer consists of polyurethane membrane with skin-friendly polyacrylate adhesive (free of colophony and colophony derivate).

To note

- Do not cut

Recommended combinations

- Debridement: Debrisoft
- Primary wound dressing for heavily exuding, deep wounds: Suprasorb A or Suprasorb A+Ag Rope

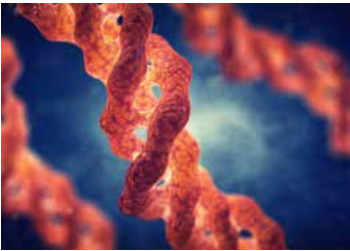
Vliwasorb® Border Super Absorbent Wound Dressing

sterile, individually-sealed

Size	Item No.	HCPSC Code	Shipping Units (per box/case)
12 x 12 cm (5 x 5 in.)	30991	A6196	10/260
15 x 15 cm (6 x 6 in.)	30992	A6196	10/330
15 x 20 cm (6 x 8 in.)	136997	A6197	10/140
15 x 25 cm (6 x 10 in.)	30993	A6198	10/110

BIOPAD™

Collagen Dressing



100% pure collagen.
No fillers.

Native collagen structure.

Highest collagen content —
Up to 5x more collagen
than other dressings.

Indications

BIOPAD™ is a primary dressing composed of 100% native equine Type I collagen for the management of hard-to-heal wounds, including:

- Partial- and full-thickness wounds
- Pressure ulcers
- Venous stasis ulcer
- Diabetic ulcers
- Donor sites and other bleeding surfaces
- Dehisced surgical incisions
- Draining wounds
- Lacerations
- Podiatric wounds
- Surgical and traumatic wounds
- Post-laser surgery

Benefits

- Type I collagen of equine origin keeps its native structure.¹
- Protects the wound bed from the outer environment, constituting a barrier against exogenous infective agents.
- Stimulates the formation of new granulation tissue, the proliferation of fibroblasts, and the deposition of new collagen fibers.^{1,2}

- Absorbs wound exudate and can control minor bleeding.

Recommended combinations

- Suprasorb A, Suprasorb P, Vliwasorb

1. Rangaraj, A. & Harding, K & Leaper, D. (2011). Role of collagen in wound management. *Wounds*. 7.
2. Karr, J & Taddei, A & Picchietti, S & Gambellini, G & Fausto, A & Giorgi, F. (2011). A Morphological and Biochemical Analysis Comparative Study of the Collagen Products Biopad, Promogram, Puracol, and Colactive. *Advances in skin & wound care*. 24. 208-16. 10.1097/01.ASW.0000397897.18003.ce.

BIOPAD™ Collagen dressing

sterile, individually-sealed

Size	Item No.	HCPCS Code	Shipping Units (per box/case)
5 x 5 cm (2 x 2 in.)	153355	A6021	3/168
10 x 10 cm (4 x 4 in.)	153356	A6021	1/34

BIOCOL™

Collagen Powder



Indications

BIOCOL™ is a bovine collagen powder which interacts with the wound forming a gel that provides a moist wound healing environment, reduces inflammation and promotes cellular re-generation.

- Chronic and acute wounds
- Full and Partial-thickness wounds, including:
 - ◆ Venous stasis ulcers
 - ◆ Pressure ulcers
 - ◆ Diabetic ulcers
 - ◆ Arterial ulcers
 - ◆ 1st and 2nd degree burns

Benefits

- Advanced accordion dispenser delivers collagen exactly where required
- 100% modified collagen
 - ◆ Prepared from 90% Type I collagen content
- Supplies nutritive proteins and amino acids directly to the wound site
- Easily reaches deep into tunneling or undermined wounds

Recommended combinations

- Secondary wound dressings: Vliwasorb, Vliwasorb Border, Suprasorb P, Suprasorb P Border

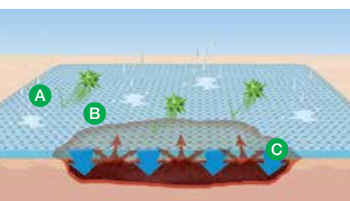
BIOCOL™

in precision applicator, sterile

Contents	Item No.	HCPCS Code	Shipping Units (per box/case)
1 g	154892	A6010	1/15
5 g	154893	A6010	1/15

Suprasorb® G

Smart Dressing



- A** Outer film layer is impermeable to bacteria
- B** Absorbs exudate, wound debris, MMPs, and cytokines into the dynamic matrix
- C** Donates moisture to rehydrate dry areas, support moist wound healing, and support autolytic debridement

Indications

Suprasorb® G is indicated for the management of, dry to moderately exuding chronic and acute wounds, including but not limited to:

- Painful wounds
- Venous leg ulcers, including under compression
- Diabetic foot ulcers
- Arterial ulcers
- Moderate burns including radiotherapy burns
- Skin tears
- Malignant wounds and palliative care
- Extravasation injury

Benefits

- Initial cooling and ongoing soothing properties to reduce wound pain.
- Dynamically adapts to the wound environment by donating moisture and absorbing exudate, reducing the risk of maceration.
- Promotes gentle autolytic debridement by hydrating necrotic and sloughy tissue while preserving surrounding tissue.

- Effective under compression therapy.
- Bacteriostatic features, preventing microbial colonization and reducing malodor.

Product composition

Suprasorb G is an ionic hydrogel consisting of water and acrylic polymers, supported by a polyethylene matrix for increased absorption properties. It satisfies changing hydration needs of the wound by donating moisture to a dry wound and absorbing exudate from a wet wound. This dynamic response reflects the ability of Suprasorb G to change its donation and absorption properties and maintain an optimal level of moisture at the wound dressing interface, making it different from other dressings.

- ◆ Suprasorb G does not contain propylene glycol.

To Note

- When using Suprasorb G in combination with a secondary dressing for higher exuding wounds, remove the top film layer so the excess exudate can be absorbed by the secondary dressing.
- When using Suprasorb G with only fixation, leave the transparent carrier film on to prevent the dressing from drying out.
- Suprasorb G clings to the wound for easier application of secondary dressing or bandage (third-hand effect).
- The dressing may remain in place up to seven (7) days.
- The dressing can be cut.
- Should the dressing dry out, rehydrate with saline solution prior to removal.
- Use on contaminated or infected wounds following established procedures and under supervision of qualified medical personnel.

Recommended combinations

- Debridement: Debrisoft
- Fixation: Suprasorb F
- Combine with absorbent secondary dressings for higher exuding wounds: Suprasorb P or Suprasorb P Border
- Compression: Rosidal TCS, ReadyWrap

Contraindications

- Do not use for deep, narrow cavities or sinuses.
- Do not use for third degree burns.
- Do not use for heavily bleeding wounds.

Suprasorb® G Smart Dressing

sterile, individually-sealed

Size	Item No.	HCPSC Code	Shipping Units (per box/case)
5 x 6.5 cm (2 x 2.5 in.)	33630	A6242	5/400
10 x 10 cm (4 x 4 in.)	33631	A6242	5/150
20 x 20 cm (8 x 8 in.)	33632	A6244	3/60

Suprasorb® A

Calcium Alginate Dressing



- A** The wound dressing easily conforms to the wound surface
- B** Gel formation through ion exchange

Indications

- For the management of acute and chronic wounds:
 - ◆ Moderate to heavily exuding
 - ◆ Superficial or deep
 Such as:
 - ◆ Pressure injuries
 - ◆ Venous leg ulcers
 - ◆ Diabetic foot ulcers
 - ◆ Skin donor sites
 - ◆ Second degree burns
 - ◆ Post-operative wounds

Benefits

- Rapid formation of gel providing a moist wound environment to promote wound healing
- Absorbs large quantities of exudate
- High comfort due to soft structure and easy packing
- Conforms to the wound bed
- Easily removed

Recommended combinations

- Debridement: Debrisoft
- Secondary wound dressings for heavily exuding wounds: Vliwasorb, Vliwasorb Border, Suprasorb P, Suprasorb P Border
- Secondary dressing: Suprasorb F
- If compression is needed: Rosidal TCS, ReadyWrap

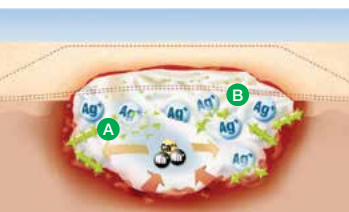
Suprasorb® A Calcium Alginate Dressing

sterile, individually-sealed

Size	Item No.	HCPCS Code	Shipping Units (per box/case)
Dressing			
5 x 5 cm (2 x 2 in.)	20440	A6196	10/100
10 x 10 cm (4 x 4 in.)	20441	A6196	10/100
10 x 12.5 cm (4 x 5 in.)	30990	A6197	10/60
10 x 20 cm (4 x 8 in.)	20442	A6197	10/100
Rope			
30 cm / 2g (12 in.)	20445	A6199	5/50

Suprasorb® A+Ag

Calcium Alginate Dressing with Antimicrobial Silver



- A** Silver ions protect from broad spectrum of bacterial contamination
- B** Excess exudate from the wound is absorbed into the dressing

Indications

- For the management of wounds which are:
 - ◆ Moderate to heavily exuding
 - ◆ Superficial or deep
 - ◆ At risk of infection
 - ◆ Infected
- Such as:
 - ◆ Pressure injuries
 - ◆ Venous leg ulcers
 - ◆ Diabetic foot ulcers
 - ◆ Skin donor sites
 - ◆ Second degree burns
 - ◆ Post-operative wounds

Benefits

- Broad antibacterial effect, including MRSA and VRE
- Rapid formation of gel providing a moist wound environment to promote wound healing
- Absorbs large quantities of exudate
- High comfort due to soft structure and

- easy packing
- Conforms to the wound bed
- Easily removed

Recommended combinations

- Debridement: Debrisoft
- Secondary wound dressings for heavily exuding wounds: Vliwasorb, Vliwasorb Border, Suprasorb P, Suprasorb P Border
- Secondary dressing: Suprasorb F
- If compression is needed: Rosidal TCS, ReadyWrap

Suprasorb® A+Ag Calcium Alginate Dressing with Antimicrobial Silver

sterile, individually-sealed

Size	Item No.	HCPCS Code	Shipping Units (per box/case)
Dressing			
5 x 5 cm (2 x 2 in.)	32755	A6196	10/90
10 x 10 cm (4 x 4 in.)	32756	A6196	10/60
10 x 12.5 cm (4 x 5 in.)	32757	A6197	10/60
10 x 20 cm (4 x 8 in.)	32758	A6197	5/30
Rope			
30 cm / 2g (12 in.)	32759	A6199	5/15

Suprasorb® P

Suprasorb® P Border

Suprasorb® P Sacrum

Foam Dressing



- A** Quick absorption of exudate
- B** Good contact with wound bed
- C** Bacteria and water repellent
- D** High moisture vapor transmission

Indications

Suprasorb® P is recommended for wounds with moderate to high levels of exudate. It is suitable for superficial wounds and for deep wounds when combined with an appropriate wound filler:

- Venous or arterial leg ulcers
- Pressure ulcers
- Diabetic ulcers
- First and second degree burns

Benefits

- Comfortable to wear, easy to use.
- The perforated wound contact layer does not adhere to the wound base.
- Due to its exudate management capacity, Suprasorb P can reduce the number of dressing changes and lead to longer periods of undisturbed wound healing.

Product Composition

- Suprasorb P is composed of a polyurethane base layer, a polyurethane foam layer, and a perforated wound contact layer. The Suprasorb P Border and the Suprasorb P sacrum have a polyacrylate adhesive border.

To note

- For deep wounds, combine with an appropriate wound filler, e.g., Suprasorb A rope or Suprasorb A+Ag rope
- Suprasorb P can stay on the wound up to 7 days.

Recommended combinations

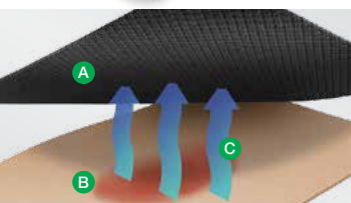
- Debridement: Debrisoft
- In combination with Suprasorb A, Suprasorb A+Ag, Suprasorb G for heavily exuding wounds.
- Compression: Rosidal TCS, ReadyWrap

Suprasorb® P Foam Dressing

Size	Item No.	HCPCS Code	Shipping Units (per box/case)
Suprasorb P (sterile, individually-sealed)			
5 x 5 cm (2 x 2 in.)	20405	A6209	10/100
7.5 x 7.5 cm (3 x 3 in.)	20406	A6209	10/100
10 x 10 cm (4 x 4 in.)	20407	A6209	10/100
15 x 15 cm (6 x 6 in.)	20408	A6210	5/50
15 x 20 cm (6 x 8 in.)	20409	A6210	5/50
Suprasorb P Border (sterile, individually-sealed)			
7.5 x 7.5 cm (3 x 3 in.)	20416	A6212	10/100
10 x 10 cm (4 x 4 in.)	20417	A6212	10/100
15 x 15 cm (6 x 6 in.)	20418	A6212	5/50
15 x 20 cm (6 x 8 in.)	20419	A6213	5/50
Suprasorb P Sacrum (sterile, individually-sealed)			
18 x 20.5 cm (7.2 x 8.1 in.)	20415	A6213	5/50

Zorflex® Activated Carbon Cloth Wound Dressing

Carbon



- A** 100% pure activated carbon cloth, derived from a natural source
- B** Maintains direct wound contact to protect the wound bed
- C** Removes and sequesters odor-causing biomolecules

Indications

Zorflex® activated carbon wound dressing is indicated as a contact layer for use in the management of acute and chronic wounds, including:

- Venous leg ulcers
- Diabetic foot ulcers
- Pressure sores
- Surgical wounds
- Trauma wounds
- Graft donor and recipient sites
- Fungating carcinomas

Benefits

- Removes and sequesters odor-causing biomolecules
- Non-cytotoxic and safe to use
- Can be left on the wound for up to 7 days between changes
- Pain-free in application and use
- Easy to use with no special procedures or techniques required

Recommended combinations

- Suprasorb A, Vliwasorb, Suprasorb P, Suprasorb G

Zorflex® Activated Carbon Cloth Wound Dressing

sterile, individually-sealed

Size	HCPCS Code	Item No.	Shipping Units (per box/case)
10 x 10 cm (4 x 4 in.)	A6206	140535	10/100
10 x 20 cm (4 x 8 in.)	A6207	140536	10/100
15 x 25 cm (6 x 10 in.)	A6208	140537	10/50

Suprasorb® F

Film Wound Dressing



Indications

- For the management of lightly-exuding superficial wounds which are, such as:
 - ◆ Venous ulcers
 - ◆ Post surgical wounds
 - ◆ Pressure sores
 - ◆ Donor sites
 - ◆ Abrasions
 - ◆ Superficial burns
- It is also suitable as a secondary dressing to secure and protect primary dressings and for IV and catheter securement.

Benefits

- Flexible and conformable for comfort
- Easy application and secure fixation
- Can be worn even when showering
- Transparency encourages wound inspection
- Helps reduce friction and shear injury

Recommended combinations

- Primary dressing: Suprasorb A, Vliwasorb, Suprasorb P, Suprasorb G

Suprasorb® F Film Wound Dressing

sterile, individually-sealed

Size	Item No.	HCPCS Code	Shipping Units (per box/case)
5 x 7 cm (2 x 2.75 in.)	20460	A6257	10/380
5 x 7 cm (2 x 2.75 in.)	20461	A6257	100/1000
10 x 12 cm (4 x 4.75 in.)	20462	A6258	10/100
10 x 12 cm (4 x 4.75 in.)	20463	A6258	50/200
10 x 25 cm (4 x 10 in.)	20464	A6258	10/140
15 x 20 cm (6 x 8 in.)	20465	A6258	10/400
20 x 30 cm (8 x 12 in.)	20466	A6259	10/180

Rosidal® TCS

Two-Component Compression System



Indications

- For use in the management of venous leg ulcers, edema, and concomitant conditions with an ABPI above 0.8 or with an ABPI of 0.5–0.8 only under medical supervision.

Benefits

- The two components of Rosidal TCS work together to deliver effective levels of working compression and low levels of resting compression with comfort and safety built in.
 - ◆ Secure and easy application
 - ◆ Rosidal SC: The first bandage combines padding and skin protection and distributes pressure evenly
 - ◆ Rosidal CC: The second cohesive bandage is applied at full stretch, making it easy to get the right compression every time.

Product composition

The system is made of two components:

- First layer, Rosidal SC soft compression bandage. Combines polyurethane foam with a 60% polyamide and 40% cotton woven textile for superior comfort.
- Second layer, Rosidal CC cohesive compression bandage. 51% cotton, 39% polyamide, 10% polyurethane, with a hypo-allergenic synthetic cohesive microcoating for comfortable, secure fixation.

Recommended combinations

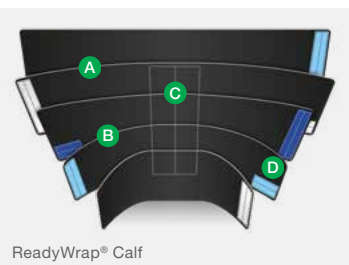
- Debridement: Debrisoft
- Wound dressing:
 - ◆ Heavily exuding wounds: Suprasorb A as primary dressing, Vliwasorb or Vliwasorb Border as secondary dressing.
 - ◆ Moderately exuding wounds: Vliwasorb as primary dressing

Rosidal® TCS

Contents	Size	Item No.	HCPCS Code	Shipping Units (per box/case)
Rosidal® SC compression bandage, soft	10 x 3.5 m (4" x 3.8 yd.)	26484	A6441	1/14
Rosidal® CC cohesive compression bandage	10 x 6 m (4" x 6.6 yd.)		A6452	

ReadyWrap®

Adjustable Compression Wrap



- A** Curved design contours the shape of the limb to provide comfortable support
- B** 50% overlapping straps provides full coverage of the calf to help prevent gapping¹
- C** Blocked spine helps maintain garment form to support all day wear¹
- D** Color-coded strapping system makes donning easy to help maximize patient compliance

Intended uses

- Venous ulcers
- Venous insufficiency
- Lymphedema
- Edema
- Leg fatigue and/or tiredness

Benefits

- 50% overlapping straps help prevent gapping.
- Easy for patients to use because of its color-coded VELCRO® brand fasteners.
- Comfortable and easy to don for increased patient compliance.
- Blocked spine reduces stretch and improves structural support.
- Complimentary ReadyWrap Liner included.
- Color options available: Black, Beige.
- Optional accessory (sold separately):
 - ◆ ReadyWrap Extender Strap provides an additional 10 cm length to an individual strap.

Product warranty

- ReadyWrap® garments are guaranteed to be free of material and manufacturing defects during the recommended six month life of the garment.

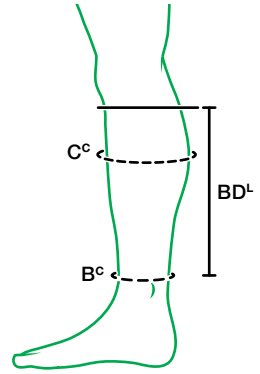
Product composition

- ReadyWrap Calf, Foot, and Extender Strap: nylon (polyamide), polyurethane, spandex (elastane)
- ReadyWrap Foot SL: nylon (polyamide), polyester, polyurethane, spandex (elastane)
- ReadyWrap Liners: polyester, nylon (polyamide), spandex (elastane)
- ReadyWrap Fusion Liners: nylon (polyamide), spandex (elastane)
- Not made with natural rubber latex

Contraindications

- Arterial insufficiency or ABPI < 0.8
- Moderate to severe peripheral arterial disease
- Acute DVT
- Untreated congestive heart failure
- Untreated cancer
- Untreated infection (i.e. cellulitis)
- Allergies or sensitivities to materials
- Severe cognitive impairment

1. Ehmann, S., and Bock, K. (Jan. 2018), "Case report to demonstrate the need for selection criteria for optimal adjustable Velcro wrap prescription", The Journal of Advanced Wound Care, North American Supplement, vol. 27, no. 1

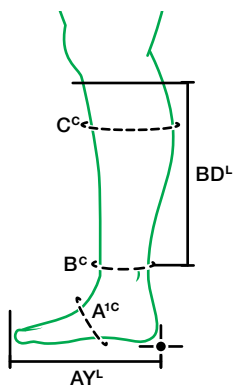


ReadyWrap® Calf

sold individually, includes single ReadyWrap Liner

Size	Circumference		Length (BD ^l)	Color	Item No.	HCPCS Code
	Ankle (B ^c)	Calf (C ^c)				
Small	18–23	28–38	up to 30	Beige	304450	A6545 [†]
				Black	304451	
			up to 35	Beige	304452	
				Black	304453	
Medium	20–28	33–43	up to 30	Beige	304446	A6545 [†]
				Black	304447	
			up to 35	Beige	304448	
				Black	304449	
Large	25–33	38–48	up to 30	Beige	104442	A6545 [†]
				Black	104443	
			up to 35	Beige	104444	
				Black	104445	
X-Large	30–38	43–58	up to 30	Beige	104454	A6545 [†]
				Black	104455	
			up to 35	Beige	104456	
				Black	104457	
XX-Large	35–43	53–68	up to 30	Beige	104784	A6545 [†]
				Black	104785	
			up to 35	Beige	104786	
				Black	104787	

[†]For presence of open wound. Refer to LCD requirement for more information.

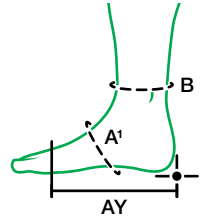


ReadyWrap® Fusion Kit **NEW**

kit includes ReadyWrap Calf garment and single ReadyWrap Fusion Liner

Size	Circumference			Length		Color	Item No.	HCPCS Code
	Foot (A ^{1c})	Ankle (B ^c)	Calf (C ^c)	Foot (AY ^l)	Calf (BD ^l)			
Small	21–24	18–23	28–38	< 25	up to 30	Beige	154894	A6545 [†]
					up to 35	Black	154895	
				≥ 25	Beige	154904		
					Black	154905		
Medium	25–28	20–28	33–43	< 25	up to 30	Beige	154896	A6545 [†]
					up to 35	Black	154897	
				≥ 25	Beige	154906		
					Black	154907		
Large	29–32	25–33	38–48	< 25	up to 30	Beige	154898	A6545 [†]
					up to 35	Black	154899	
				≥ 25	Beige	154908		
					Black	154909		
X-Large	33–36	30–38	43–58	< 25	up to 30	Beige	154900	A6545 [†]
					up to 35	Black	154901	
				≥ 25	Beige	154910		
					Black	154911		
XX-Large	37–40	35–43	53–68	< 25	up to 30	Beige	154902	A6545 [†]
					up to 35	Black	154903	
				≥ 25	Beige	154912		
					Black	154913		

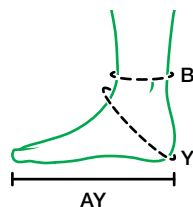
[†] For presence of open wound. Refer to LCD requirement for more information.



ReadyWrap® Foot SL

sold individually, includes single ReadyWrap Liner

Size	Circumference		Length AY ^L	Orientation	Color	Item No.
	A ^{1c}	B ^c				
Small	21–24	18–23	16–19	Left	Beige	144424
					Black	144426
				Right	Beige	144425
					Black	144427
			19–22	Left	Beige	144428
					Black	144430
Right	Beige	144429				
	Black	144431				
Medium	25–28	20–28	16–19	Left	Beige	144432
					Black	144434
				Right	Beige	144433
					Black	144435
			19–22	Left	Beige	144436
					Black	144438
Right	Beige	144437				
	Black	144439				
Large	29–32	25–33	16–19	Left	Beige	144440
					Black	144442
				Right	Beige	144441
					Black	144443
			19–22	Left	Beige	144444
					Black	144446
Right	Beige	144445				
	Black	144447				
X-Large	33–36	30–38	16–19	Left	Beige	144448
					Black	144450
				Right	Beige	144449
					Black	144451
			19–22	Left	Beige	144452
					Black	144454
Right	Beige	144453				
	Black	144455				



ReadyWrap Foot

sold individually, includes single ReadyWrap Liner

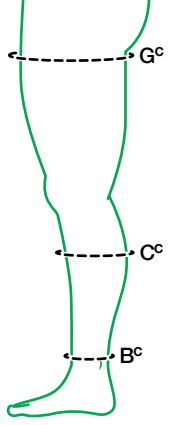
Size	Circumference		Length AY ^L	Orientation	Color	Item No.
	YC	BC				
Small	28–33	18–23	up to 21	Left	Beige	304428
					Black	304429
				Right	Beige	304436
					Black	304437
Medium	30–38	20–28	up to 23	Left	Beige	304426
					Black	304427
				Right	Beige	304434
					Black	304435
Large	35–43	25–33	up to 26	Left	Beige	104424
					Black	104425
				Right	Beige	104432
					Black	104433
X-Large	40–48	30–38	up to 29	Left	Beige	104430
					Black	104431
				Right	Beige	104438
					Black	104439

Additional garment styles available

Please contact our customer service team at 855-892-4140 for additional garment styles.

All measurements in centimeters (cm).

ReadyWrap® Accessories



ReadyWrap® Liners

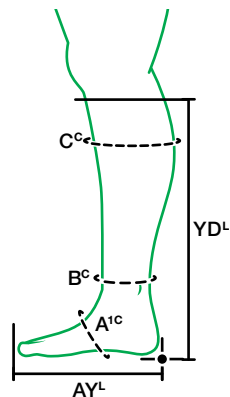
sold in pairs, Black only

Size	Circumference		Item No.	
	B ^c	C ^c		
Below Knee				
S-L	18-33	28-48	149032	
XL-XXL	30-43	43-68	149033	
Thigh High				
	B ^c	C ^c	G ^c	
S-L	18-33	28-48	48-83	149034
XL-XXL	30-43	43-68	78-103	149035

ReadyWrap® Extender Strap

sold individually

Size	Length	Color	Item No.
One size	10 cm	Beige	304398
		Black	304399



ReadyWrap® Fusion Liners **NEW**

Below Knee liner with focused 8–15 mmHg in foot and ankle, sold in pairs, Black only

Size	Circumference			Length		Item No.
	Foot (A ^{1C})	Ankle (B ^{1C})	Calf (C ^{1C})	Foot (AY ^{1L})	Calf (YD ^{1L})	
Small	21–24	18–23	28–38	< 25	< 40	153523
				≥ 25	≥ 40	153528
Medium	25–28	20–28	33–43	< 25	< 40	153524
				≥ 25	≥ 40	153529
Large	29–32	25–33	38–48	< 25	< 40	153525
				≥ 25	≥ 40	153530
X-Large	33–36	30–38	43–58	< 25	< 40	153526
				≥ 25	≥ 40	153531
XX-Large	37–40	35–43	53–68	< 25	< 40	153527
				≥ 25	≥ 40	153532

ExoAnklet™ Compression Anklet



Indications

ExoAnklet™ compression anklets provide focused therapeutic compression on the foot and ankle for the management of lymphedema and edema. This anklet is designed to provide comfortable and effective therapy, while easily fitting into your everyday footwear.

Product composition

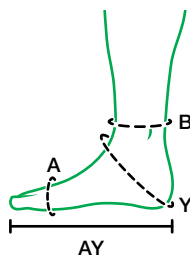
- Nylon (polyamide), spandex (elastane)
 - ◆ Not made with natural rubber latex.

Recommended combinations

- ReadyWrap

ExoAnklet™ Compression anklet

sold in pairs, 18–26 mmHg



Size	Circumference			Length AY ^{L*}	Item No.
	A ^c	B ^c	Y ^c		
Regular					
Small	20–24	18–22	27–33	23–26	136805
Medium	22–26	22–26	29.5–35.5		136806
Large	24–28	26–31	32–38		136807
X-Large	26.5–30.5	31–36.5	34.5–40.5		136808
XX-Large	29–33	36.5–41.5	37–43		136809
Long					
Small	20–24	18–22	27–33	26–29	136810
Medium	22–26	22–26	29.5–35.5		136811
Large	24–28	26–31	32–38		136812
X-Large	26.5–30.5	31–36.5	34.5–40.5		136813
XX-Large	29–33	36.5–41.5	37–43		136814

* AY^L is from tip of the longest toe to heel.



People.Health.Care.



L&R USA INC.

3880 W Wheelhouse Road

Milwaukee, WI 53208 USA

Phone: 855-892-4140, 414-892-4140

Fax: 414-892-4150

Email: inquiries@us.LRmed.com

Debrisoft®, ReadyWrap®, Rosidal®, Suprasorb®, and Vliwasorb® are registered trademarks of Lohmann & Rauscher. VELCRO® is a registered trademark of Velcro BVBA. Zorflex® is a registered trademark of Chemviron.