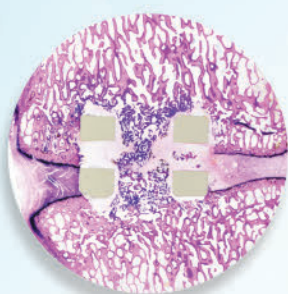
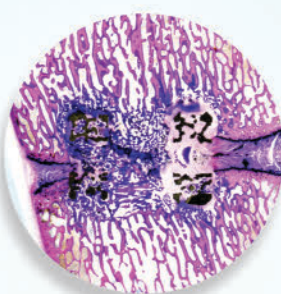


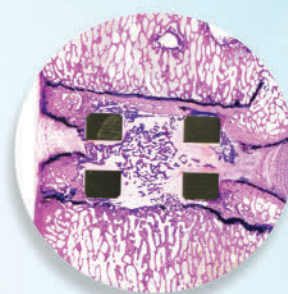
THE FACE OF FUSION



PEEK



HEDRON™



TITANIUM

**HEDRON™ DEMONSTRATED
MORE TOTAL BONE VOLUME***

..... AT 6 WEEKS POST-OP

51%
MORE
VS PEEK

63%
MORE
VS Ti

**HEDRON™ DEMONSTRATED
MORE BONE ONGROWTH***

..... AT 6 WEEKS POST-OP

175%
MORE
VS PEEK

295%
MORE
VS Ti

A pre-clinical sheep interbody study using HEDRON™, Titanium (Ti), and PEEK implants was performed to compare bone ingrowth and ongrowth.

HEDRON™
3D PRINTED INTERBODY SPACERS

*Data on file

GLOBUSMEDICAL.COM/HEDRON


**GLOBUS
MEDICAL**

2001 GM1368