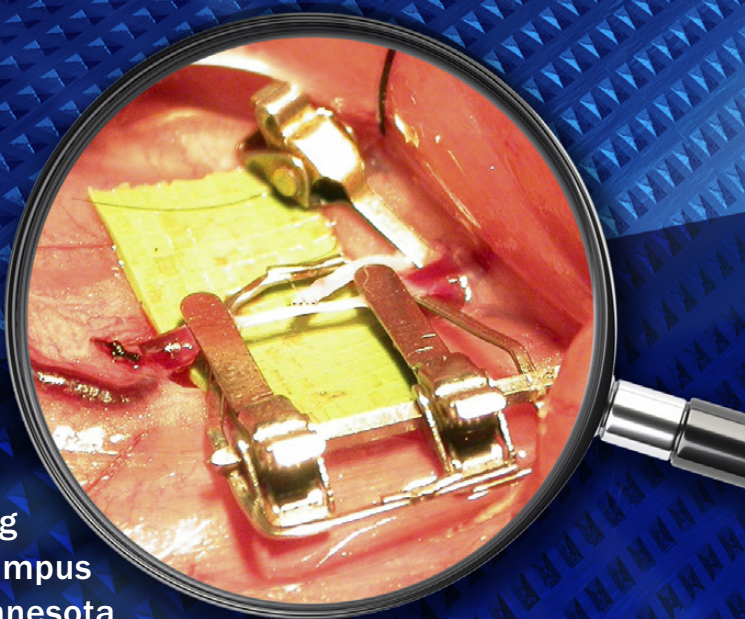




Mayo Clinic School of Continuous Professional Development

Microvascular Surgery Skills Training Course



Stabile Building
Mayo Clinic Campus
Rochester, Minnesota

COURSE DIRECTORS

Allen T. Bishop, M.D.
Alexander Y. Shin, M.D.
Steven L. Moran M.D.

MAYO FACULTY

William J. Anding, Instructor of Microsurgery

CHOOSE YOUR WEEK IN 2017 NOW!
Phone 507-284-8313 to schedule.

RESIDENTS & FELLOWS TRAINING ALSO AVAILABLE

Registration

To schedule your week of instruction, phone William J. Anding, Microsurgery Instructor at 507-284-8313. The registration fee includes tuition and training materials. Lab space limits enrollment to four attendees per weekly session. A letter of confirmation will be sent upon receipt of payment and completed registration form.

Cancellation Policy

If you cancel your registration, your registration fee, less a \$75 administrative fee, will be refunded when written notification is received by Mayo Clinic School of CPD before 14 DAYS PRIOR TO COURSE (fax#: 507-284-0532). No refunds will be made after that date.

Mayo Clinic School of CPD reserves the right to cancel or postpone any course due to unforeseen circumstances. In the unlikely event Mayo Clinic School of CPD must cancel or postpone this course, Mayo Clinic School of CPD will refund the registration fee, but is not responsible for any related costs, charges, or expenses to participants, including fees assessed by airline/travel/lodging agencies.

Travel

Rochester, Minnesota is serviced by a modern airport with multiple flights daily from Chicago, Atlanta and Minneapolis via American or Delta Airlines. Access to and from the airport is provided by taxi, shuttle service, and rental car. The airport is located approximately 10 miles from the Mayo Clinic campus.

Please note: several cities in the United States are named Rochester. When you make airline reservations and check your baggage, be sure that your destination is Rochester, Minnesota (RST) and that your baggage has been properly tagged.

Travel arrangements are the sole responsibility of the individual registrant.

Lodging Accommodations

Guest rooms have been reserved for attendees and their guests with special course rates at the following downtown Rochester hotels. In order to receive the special rate, please identify yourself as a Mayo employee.

Doubletree Hotel

150 S. Broadway
507-281-8000

Please call for room rates.

The Doubletree Hotel is located approximately two blocks from the Stabile lab where the course is held. A full hot breakfast buffet is available each morning for a nominal fee.

Hilton Garden Inn

225 South Broadway
800-445-8667 or 507-285-1234

Please call for room rates.

The Hilton Garden Inn is located one block from the Stabile lab where the course is held. A hot breakfast buffet is available each morning for a nominal fee.

Both hotels are connected by skyway and pedestrian subway to laboratory facilities, downtown shops and restaurants. You may also wish to visit the Rochester Convention and Visitors Bureau website (www.rochestercvb.org) for additional accommodation options.

Lodging arrangements are the sole responsibility of the individual registrant.

Parking

Parking is available in hotel, city, and Mayo patient/visitor ramps. The cost for parking is not included in the registration fee. A map indicating the location of downtown parking facilities will be mailed with the registrant confirmation letter.

Faculty

Course Directors

Allen T. Bishop, M.D.

Alexander Y. Shin, M.D.

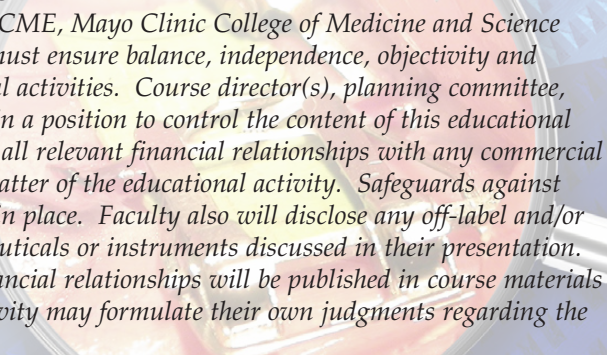
Steven L. Moran M.D.

Mayo Faculty

William J. Anding, Instructor of Microsurgery

Faculty Disclosure

As a provider accredited by ACCME, Mayo Clinic College of Medicine and Science (Mayo Clinic School of CPD) must ensure balance, independence, objectivity and scientific rigor in its educational activities. Course director(s), planning committee, faculty, and all others who are in a position to control the content of this educational activity are required to disclose all relevant financial relationships with any commercial interest related to the subject matter of the educational activity. Safeguards against commercial bias have been put in place. Faculty also will disclose any off-label and/or investigational use of pharmaceuticals or instruments discussed in their presentation. Disclosure of these relevant financial relationships will be published in course materials so those participants in the activity may formulate their own judgments regarding the presentation.



Program Schedule

Mayo Clinic's Microvascular Surgery Skills Training Course is intended to provide participants the necessary skills to perform vascular anastomoses of small blood vessels. Proper use of the operating microscope, microsurgical instruments and suture will be taught. All surgical procedures are performed in the laboratory rat femoral artery and vein model. Importantly, assessment of proper technique includes not only the critique and instruction provided by the instructor, but also, direct observation of vessel patency after a 12 – 24 hour period. Records are kept of all surgical outcomes. A typical schedule, varying with individual participant experience, would be:

Monday

Work on practice board to become proficient with microscope and get familiar with instruments and basic knot tying. Instructor demonstrates with artificial bio tissue tube to simulate arterial anastomosis. The attendees then proceed on his or her own under the direction of the instructor.

Tuesday

Instructor performs end to end arterial anastomosis in the laboratory rat model. Attendees then perform end to end arterial anastomosis under the direction of the instructor.

Wednesday

Review previous day's work by checking anastomoses for patency, if clotted, the vessels are opened to find the technical error. Instructor demonstrates end to end venous anastomosis. Students proceed with venous end to end anastomosis under the direction of the instructor.

Thursday

Review previous day's work. Instructor demonstrates end to side anastomosis. Students perform end to side anastomosis under the direction of instructor.

Friday

Review previous day's work. Attendees will do an assessment of skills by performing both end to end artery and venous anastomosis in 2 hours or less. Upon completion of assessment, any final questions will be answered and attendees will be dismissed.

General Information

Course Description

Mayo Clinic's *Microvascular Surgery Skills Training Course* is a five day program focused on skill development in the use of microvascular surgical techniques. Limited to four attendees per session, the course allows each attendee to receive extensive, individualized training. The instruction incorporates demonstrations, microvascular skills practice and detailed handouts.

Attendees will work with the course instructor to schedule a week that is both convenient and well-suited to individual skill levels. To register, phone 507-284-8313.

Course Learning Objectives

Upon conclusion of this program, participants should be able to:

- Explain how to properly use an operating microscope.
- Demonstrate skills necessary to complete microvascular anastomoses, which include end to end arterial, end to end venous, end to side and interpositional vein grafts.
- Demonstrate skills necessary to complete a microvascular anastomosis using the coupler device.
- Demonstrate skills necessary to complete nerve coaptation utilizing neurotubes.

Attendance at this Mayo course does not indicate nor guarantee competence or proficiency in the performance of any procedures which may be discussed or taught in this course.

Intended Audience

This course is designed for practicing surgeons, residents and fellows in surgery programs that utilize microvascular procedures. In addition, physician's assistants, research personnel, and other members of the surgical team assisting in microvascular procedures will also benefit.

Credit

Mayo Clinic College of Medicine and Science is accredited by the Accreditation Council for Continuing Medical Education to provide continuing medical education for physicians.

Mayo Clinic College of Medicine and Science designates this live educational activity for a maximum of 35 *AMA PRA Category 1 Credits*™. Physicians should claim only the credit commensurate with the extent of their participation in the activity.

Other Health Care Professionals

A certificate of attendance will be provided to other health care professionals requesting credits in accordance with state nursing boards, specialty societies, or other professional associations.

Location

Mayo Clinic's Microvascular Surgery Skills Training Course will be held in the Stabile Building on the Mayo Clinic Campus, 150 South Third Street Southwest, Rochester, Minnesota. Laboratory facilities are easily accessible by skyway and pedestrian subway, which connect Mayo Clinic to shops, restaurants, and hotels.

Registration

To schedule your week of instruction, phone William J. Anding, Microsurgery Instructor at 507-284-8313. The registration fee includes tuition and training materials. Lab space limits enrollment to four attendees per weekly session. A letter of confirmation will be sent upon receipt of payment and completed registration form.

Cancellation Policy

If you cancel your registration, your registration fee, less a \$75 administrative fee, will be refunded when written notification is received by Mayo Clinic School of CPD before 14 DAYS PRIOR TO COURSE (fax#: 507-284-0532). No refunds will be made after that date.

Mayo Clinic School of CPD reserves the right to cancel or postpone any course due to unforeseen circumstances. In the unlikely event Mayo Clinic School of CPD must cancel or postpone this course, Mayo Clinic School of CPD will refund the registration fee, but is not responsible for any related costs, charges, or expenses to participants, including fees assessed by airline/travel/lodging agencies.

Travel

Rochester, Minnesota is serviced by a modern airport with multiple flights daily from Chicago, Atlanta and Minneapolis via American or Delta Airlines. Access to and from the airport is provided by taxi, shuttle service, and rental car. The airport is located approximately 10 miles from the Mayo Clinic campus.

Please note: several cities in the United States are named Rochester. When you make airline reservations and check your baggage, be sure that your destination is Rochester, Minnesota (RST) and that your baggage has been properly tagged.

Travel arrangements are the sole responsibility of the individual registrant.

Lodging Accommodations

Guest rooms have been reserved for attendees and their guests with special course rates at the following downtown Rochester hotels. In order to receive the special rate, please identify yourself as a Mayo employee.

Doubletree Hotel

150 S. Broadway
507-281-8000

Please call for room rates.

The Doubletree Hotel is located approximately two blocks from the Stabile lab where the course is held. A full hot breakfast buffet is available each morning for a nominal fee.

Hilton Garden Inn

225 South Broadway
800-445-8667 or 507-285-1234

Please call for room rates.

The Hilton Garden Inn is located one block from the Stabile lab where the course is held. A hot breakfast buffet is available each morning for a nominal fee.

Both hotels are connected by skyway and pedestrian subway to laboratory facilities, downtown shops and restaurants. You may also wish to visit the Rochester Convention and Visitors Bureau website (www.rochestercvb.org) for additional accommodation options.

Lodging arrangements are the sole responsibility of the individual registrant.

Parking

Parking is available in hotel, city, and Mayo patient/visitor ramps. The cost for parking is not included in the registration fee. A map indicating the location of downtown parking facilities will be mailed with the registrant confirmation letter.

Faculty

Course Directors

Allen T. Bishop, M.D.

Alexander Y. Shin, M.D.


Steven L. Moran M.D.

Mayo Faculty

William J. Anding, Instructor of Microsurgery

Faculty Disclosure

As a provider accredited by ACCME, Mayo Clinic College of Medicine and Science (Mayo Clinic School of CPD) must ensure balance, independence, objectivity and scientific rigor in its educational activities. Course director(s), planning committee, faculty, and all others who are in a position to control the content of this educational activity are required to disclose all relevant financial relationships with any commercial interest related to the subject matter of the educational activity. Safeguards against commercial bias have been put in place. Faculty also will disclose any off-label and/or investigational use of pharmaceuticals or instruments discussed in their presentation. Disclosure of these relevant financial relationships will be published in course materials so those participants in the activity may formulate their own judgments regarding the presentation.



Program Schedule

Mayo Clinic's Microvascular Surgery Skills Training Course is intended to provide participants the necessary skills to perform vascular anastomoses of small blood vessels. Proper use of the operating microscope, microsurgical instruments and suture will be taught. All surgical procedures are performed in the laboratory rat femoral artery and vein model. Importantly, assessment of proper technique includes not only the critique and instruction provided by the instructor, but also, direct observation of vessel patency after a 12 – 24 hour period. Records are kept of all surgical outcomes. A typical schedule, varying with individual participant experience, would be:

Monday

Work on practice board to become proficient with microscope and get familiar with instruments and basic knot tying. Instructor demonstrates with artificial bio tissue tube to simulate arterial anastomosis. The attendees then proceed on his or her own under the direction of the instructor.

Tuesday

Instructor performs end to end arterial anastomosis in the laboratory rat model. Attendees then perform end to end arterial anastomosis under the direction of the instructor.

Wednesday

Review previous day's work by checking anastomoses for patency, if clotted, the vessels are opened to find the technical error. Instructor demonstrates end to end venous anastomosis. Students proceed with venous end to end anastomosis under the direction of the instructor.

Thursday

Review previous day's work. Instructor demonstrates end to side anastomosis. Students perform end to side anastomosis under the direction of instructor.

Friday

Review previous day's work. Attendees will do an assessment of skills by performing both end to end artery and venous anastomosis in 2 hours or less. Upon completion of assessment, any final questions will be answered and attendees will be dismissed.



MAYO CLINIC

200 First Street SW
Rochester, Minnesota 55905

Mayo Clinic

Microvascular Surgery Skills Training Course

Stabile Building
Mayo Clinic Campus
Rochester, Minnesota

SCHEDULE YOUR WEEK IN 2017 NOW!

No predetermined dates –
book the best week for you.

Phone 507-284-8313

RESIDENTS & FELLOWS TRAINING
ALSO AVAILABLE

© 2016 Mayo Foundation for
Medical Education and Research
MC8000-54rev1216

NON-PROFIT ORG.
U.S. POSTAGE
PAID
MAYO CLINIC

