

EZ Clip

Reloadable Hemostasis Clip



EZ Clip Reloadable Hemostasis Clip

EZ Clip is the first and only reloadable, rotatable clip with a simple push-pull loading action.

Features and Benefits

Economic Value

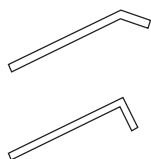
EZ Clip's applicator handle can be reloaded when more than one clip is required to complete a case. The cost savings provided by the handle and cartridge system is often realized with the first clip. In multi-clipping procedures, economic value is increased each time the applicator handle is reloaded.

Simple Loading

A simple push-pull action of the handle loads the clip quickly.

Multiple Clip Choices

EZ Clip offers a variety of clip arm and length configurations that address diverse procedural needs. Unique jaw angles provide options to address different clinical needs:



- The 135° jaw angle is designed to reach around pedicles, approach at a tangential angle, or close friable tissue.
- The acute 90° angle provides the ability to anchor into fibrotic or slippery tissue and adds stability in difficult positions.

Easy Identification

Color-coded cartridges simplify clip identification.

Indications

This instrument has been designed to be used with an Olympus endoscope for endoscopic clip placement within the gastrointestinal (GI) tract for the purpose of:







- Endoscopic marking
- Hemostasis for:
 - Mucosal/submucosal defects < 3 cm
 - Bleeding ulcers
 - Arteries < 2 mm
 - Polyps < 1.5 cm in diameter
 - Diverticula in the colon
- Closure of GI tract luminal perforation < 20 mm, as a supplementary method
- Conservative treatments

Ordering Information

EZ Clip Applicator

| Catalog Number | Description | Working Length | Compatible Endoscope Channel | Qty/Box |
|----------------|------------------------------|----------------|------------------------------|---------|
| HX-810UR | Single-use Applicator 230 cm | 2300 mm | 2.8 mm | 10 |
| HX-810LR | Single-use Applicator 165 cm | 1650 mm | 2.8 mm | 10 |

EZ Clip Configurations

| Catalog Number | Description | Opening Width* | Jaw Angle | Clinical Application | Qty/Box |
|----------------|--|----------------|-----------|--|---------|
| HX-610-135L |  EZ Clip Purple | 11 mm | 135° | Healthy mucosa, deep ulcerous lesions, pathological mucosa, large adenomas, pedicles, larger defects, open lumen | 40 |
| HX-610-090L |  EZ Clip Blue | 9.5 mm | 90° | Fibrotic tissue, Mallory-Weiss syndrome, slippery tissue requiring stability of one clip arm | 40 |
| HX-610-135S |  EZ Clip Green | 7 mm | 135° | Small area requiring strong clipping force, colitis, open vessels, chronic/recurrent ulcerations, narrow lumen | 40 |
| HX-610-090S |  EZ Clip White | 7 mm | 90° | Fibrotic tissue, small area requiring stronger clipping force, marking, narrow lumen | 40 |

Manufacturer: Olympus Medical Systems Corp. Tokyo 192-8507, Japan
Data on file. Opening width is measured from inside tip to inside tip.

Olympus is a registered trademark of Olympus Corporation, Olympus America Inc., and/or their affiliates. | Medical devices listed may not be available for sale in all countries.

OLYMPUS

OLYMPUS AMERICA INC.
3500 Corporate Parkway, PO BOX 610, Center Valley, PA 18034

For more information, contact your Olympus sales representative, or call 800-848-9024.
www.medical.olympusamerica.com

©2020 Olympus America Inc. All rights reserved.
Printed in USA OAIET0420BRO35054