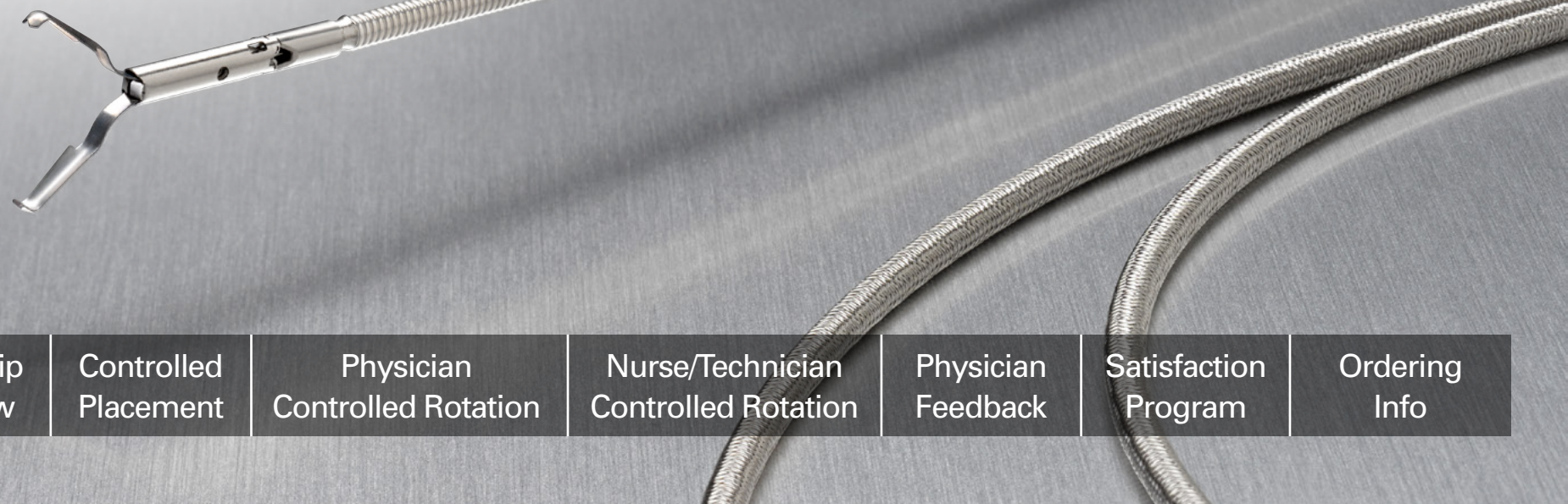


Resolution 360™ Clip

**Boston
Scientific**
Advancing science for life™

Take Control

The Resolution 360 Clip's innovative design enables the physician or nurse/technician to provide **controlled clip placement** designed for procedural efficiency and accuracy.



The Resolution
Portfolio

Resolution 360 Clip
Product Overview

Controlled
Placement

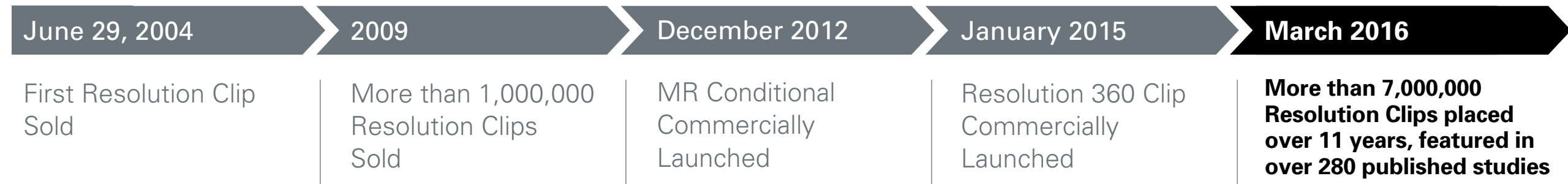
Physician
Controlled Rotation

Nurse/Technician
Controlled Rotation

Physician
Feedback

Satisfaction
Program

Ordering
Info



The Resolution Clip Portfolio offers:

- Secure locking mechanism: upon deployment, Resolution Clips are designed to **lock securely in place** for improved retention, which may lead to fewer hospital readmissions and repeat procedures. In a randomized prospective study on hemocclipping of chronic canine ulcers, "the Resolution Clip was retained significantly longer" than other hemoclips in the study with no delay in ulcer healing. (The results of this canine study may not be representative of performance in humans.)¹
- **Tactile feedback** allows the user to confirm hemostasis before deploying the clips, reducing the likelihood of using a second clip.
- **More indications** than its main competitors^{*†}
- **Currently the only clips indicated for prophylactic clipping** to reduce the risk of delayed bleeding post lesion resection.
- **Resolution 360 Clip** builds on the strong clinical and economic track record established by Resolution Clip and offers new benefits to providers and patients including **controlled clip placement** and **shorter procedure times**.

* Main competitors in the US are the Cook Medical Instinct™ Endoscopic Hemoclip and the Olympus Medical QuickClip Pro™

† See page 9 for full list of indications.



The Resolution
Portfolio

Resolution 360 Clip
Product Overview

Controlled
Placement

Physician
Controlled Rotation

Nurse/Technician
Controlled Rotation

Physician
Feedback

Satisfaction
Program

Ordering
Info

Resolution 360 Clip Product Overview

Resolution 360™ Clip

New Ergonomic Handle


designed with same tactile and deployment feedback as Resolution™ Clip

Rotation Control Knob

allows for 1 to 1, **nurse/technician controlled rotation**

Braided Catheter

allows for 1 to 1, **physician controlled rotation** at the biopsy cap on the scope



No Sheath

allows for fewer setup steps

Clinically Proven Clip

Strong clinical and economic track record established by Resolution Clip



The Resolution
Portfolio

Resolution 360 Clip
Product Overview

Controlled
Placement

Physician
Controlled Rotation

Nurse/Technician
Controlled Rotation

Physician
Feedback

Satisfaction
Program

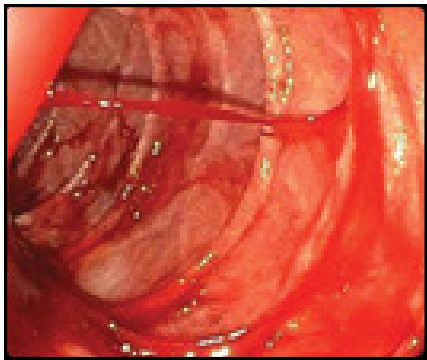
Ordering
Info

The Resolution 360 Clip offers controlled 1 to 1 rotation, enabling faster, more accurate placement to reduce procedure time.

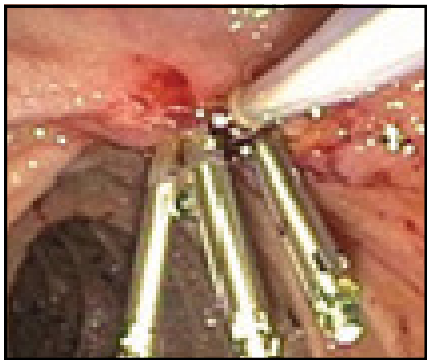
In a recent bench study, 37 physicians compared the rotational control of Resolution 360 Clip to competitive clips (Cook Instinct™ or Olympus QuickClip Pro™)*

Average reduction time when physicians rotated the clip was 77% over Cook Instinct (n=30) and 75% over Olympus QuickClip Pro (n=7).

	Resolution 360 Clip	Vs. Cook Instinct	Vs. Olympus QuickClip Pro
Procedural time: Handle Rotation	24.6 seconds	71 seconds 2.9 times longer than Resolution 360 Clip	65 seconds 2.6 times longer than Resolution 360 Clip
Procedure time: Physician-controlled, Catheter Rotation	16.4 seconds	N/A - the device cannot be rotated at the catheter	N/A - the device cannot be rotated at the catheter



Spurting Vessel



Closed Vessel

*Data on file at Boston Scientific. Bench test results may not necessarily be indicative of clinical performance.



- Resolution 360 Clip is uniquely designed with a 32 wire braided catheter:
 - Ability for the physician to rotate the braided catheter at the biopsy cap on the scope
 - Enables 1 to 1, controlled clip placement in tortuous anatomy
 - 16 wires braided in each direction allows for clockwise and counterclockwise rotation

“The Resolution 360 Clip gives you the advantage of using your right hand to precisely manipulate the angulation and rotation of the clip. You don't have to rely on the assistant. You can do it yourself which makes a marked advantage in terms of the speed of the procedure.”

Oleh Haluszka, MD

Chief, Section of Gastroenterology and Professor of Medicine
Temple University - Philadelphia, PA



The Resolution
Portfolio

Resolution 360 Clip
Product Overview

Controlled
Placement

Physician
Controlled Rotation

Nurse/Technician
Controlled Rotation

Physician
Feedback

Satisfaction
Program

Ordering
Info

- Resolution 360 Clip handle features a rotation knob for 1 to 1, rotation and control
- Innovative rotation mechanism and handle design allows for ability to maintain hand in handle while rotating to preserve clip positioning for deployment

“The fact that you can hold the device in one hand and rotate it with the other, when it’s in the right position, and when it’s time to close the clip your hands are already there.”

Sharon Downey
Registered Nurse



The Resolution
Portfolio

Resolution 360 Clip
Product Overview

Controlled
Placement

Physician
Controlled Rotation

Nurse/Technician
Controlled Rotation

Physician
Feedback

Satisfaction
Program

Ordering
Info

“The uniqueness of rotation with the Resolution 360 Clip is that you can rotate in a true 1 to 1 fashion and for the first time the physician can control that rotation.”

Ram Chuttani, MD

Director, Interventional Gastroenterology and Endoscopy
Beth Israel Deaconess Medical Center - Boston, MA

“The ability to precisely close the defect with good tissue closure of the clip, as well as targeted rotation would allow us to feel very confident at the conclusion of the procedure.”

Oleh Haluszka, MD

Chief, Section of Gastroenterology and Professor of Medicine
Temple University - Philadelphia, PA



The Resolution
Portfolio

Resolution 360 Clip
Product Overview

Controlled
Placement

Physician
Controlled Rotation

Nurse/Technician
Controlled Rotation

Physician
Feedback

Satisfaction
Program

Ordering
Info

Resolution™ Clip and Resolution 360™ Clip Satisfaction Program

Boston Scientific is dedicated to being a trusted partner for healthcare professionals, delivering quality products. As part of this dedication, we are pleased to announce a **Satisfaction Program*** for the Resolution Clip and Resolution 360 Clip.

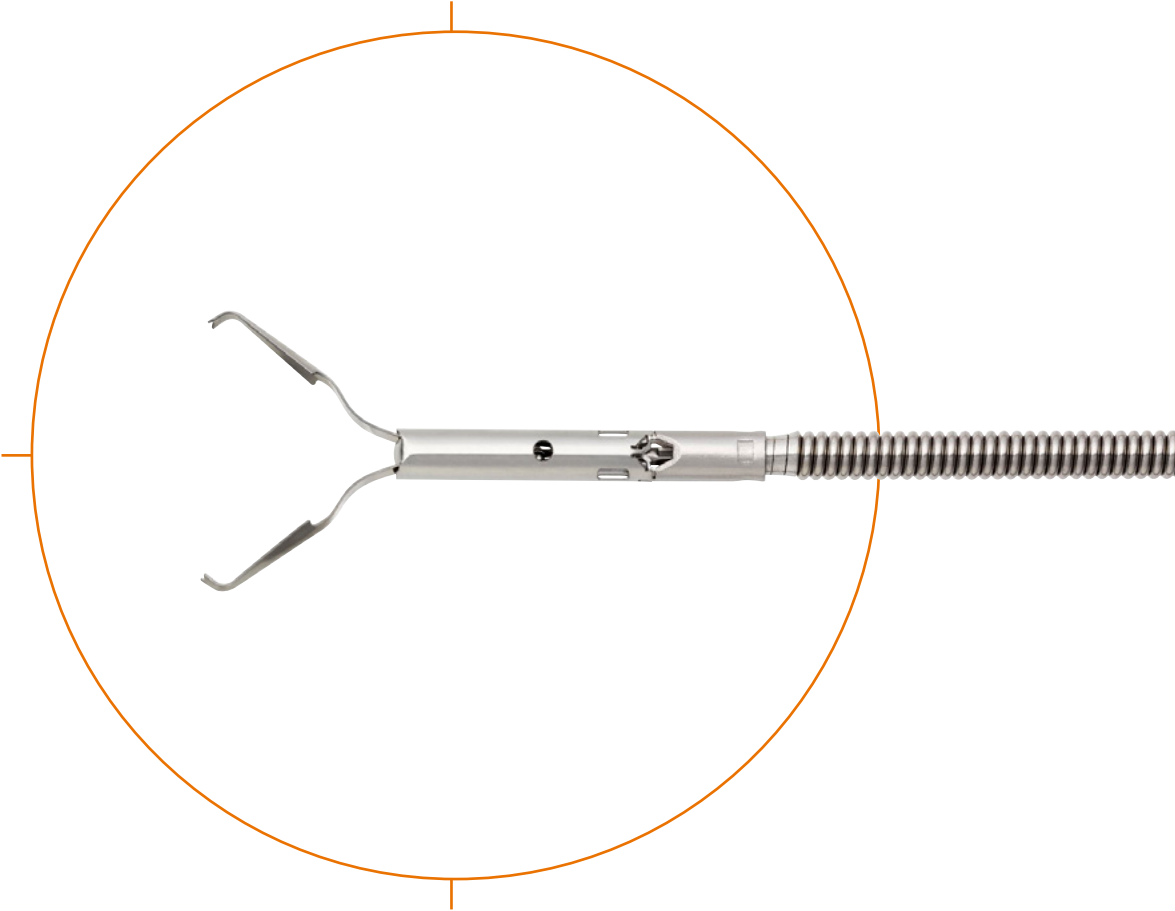
***Program Details:** Boston Scientific will provide an identical replacement Resolution Clip or Resolution 360 Clip if it is placed on indication and the physician is not satisfied. Claims under the Program are limited to a replacement clip of equal value. Clips provided pursuant to the Program will be accompanied by a no-charge invoice shipped directly to the hospital upon receipt of the appropriate documentation. The hospital is responsible for reporting the replacement clip as a discount on the hospital's cost report. The Program is subject to modification or termination by Boston Scientific without prior notification. This program may not be available in all countries. Contact your Territory Manager for details of the Program.

Please retain images of original clip placement should additional information be required.

To process a claim, please contact BSC complaints department by calling **866-868-4004** or by emailing **Endosurgerycomplaints@bsci.com**.

Resolution 360 Clip

Order Number	Description	Box Qty
M005 21240	Resolution 360 Clip 155cm	Box 1
M005 21241	Resolution 360 Clip 155cm	Box 10
M005 21242	Resolution 360 Clip 155cm	Box 20
M005 21230	Resolution 360 Clip 235cm	Box 1
M005 21231	Resolution 360 Clip 235cm	Box 10
M005 21232	Resolution 360 Clip 235cm	Box 20





The Resolution™ and Resolution 360™ Clips are indicated for clip placement within the gastrointestinal (GI) tract for the purpose of:

1. Endoscopic marking
2. Hemostasis for:
 - Mucosal/sub-mucosal defects <3cm
 - Bleeding ulcers
 - Arteries <2mm
 - Polyps <1.5cm in diameter
 - Diverticula in the colon
 - Prophylactic clipping to reduce the risk of delayed bleeding post lesion resection
3. Anchoring to affix jejunal feeding tubes to the wall of the small bowel
4. As a supplemental closure method of luminal perforations <20mm that can be treated conservatively

MR Conditionality



Non-clinical testing has demonstrated the Resolution™ Clip is MR Conditional according to ASTM F2503

1 Jensen DM, Machiacado GA. Hemoclippping of chronic canine ulcers: a randomized, prospective study of initial deployment success, clip retention rates, and ulcer healing. *Gastrointestinal Endoscopy*, 2009 Nov;70(5):969-75. doi: 10.1016/j.gie. 2009.04.052. Epub 2009 Jul 28.

All trademarks are the property of their respective owners.

Indications, Contraindications, Warnings and Instructions for Use can be found in the product labeling supplied with each device.

Caution: Federal (USA) law restricts this device to sale by or on the order of a physician.

Caution: The law restricts these devices to sale by or on the order of a physician.

Information for the use only in countries with applicable health authority product registrations.

**Boston
Scientific**

Advancing science for life™

Boston Scientific Corporation
300 Boston Scientific Way
Marlborough, MA 01752-1234
www.bostonscientific.com/gastro

©2016 Boston Scientific Corporation
or its affiliates. All rights reserved.

ENDO-354303-AB April 2016