



# We have sterility covered.



The AORN Seal of Recognition has been awarded to Sterile-Z on July 24th, 2019 and does not imply that AORN approves or endorses any product or service mentioned in these materials. The AORN Seal of Recognition program does not include any CE credit for programs.



---

*Help maintain the sterility of surgical instruments and/or implants and reduce the risk of contamination while they are not in use.*

---



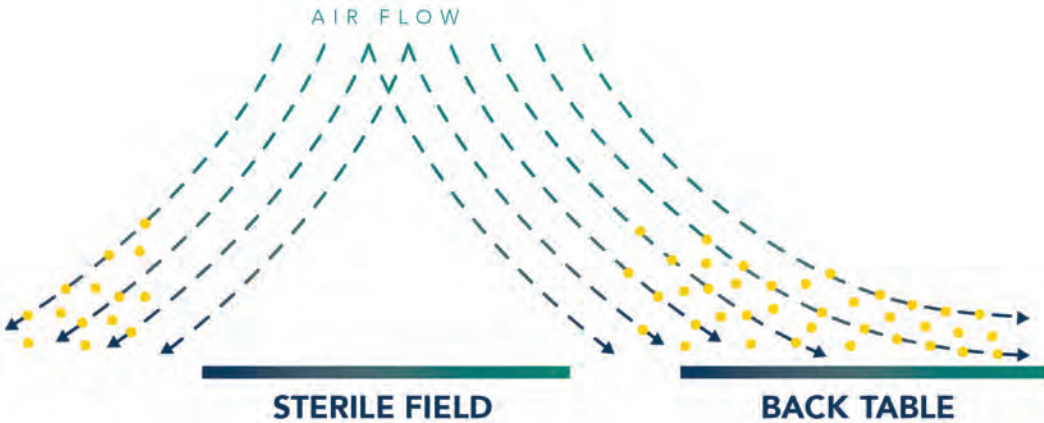
 | Sterile-Z®

## BACK TABLES AND THE RISK OF CONTAMINATION.

Maintaining a sterile environment within the OR is an ongoing challenge. To help protect your instruments from the risk of contamination, it's important to protect your back table.



Back tables can become contaminated in as little as 30 minutes when exposed to air in the OR.<sup>1</sup>



In the OR, airflow over the sterile field is higher than back tables, leaving them with less clean air and more microbial burden.<sup>2</sup>

<sup>1</sup> Dalström DJ, Venkatarayappa I, Maierbach AL, Palcic MS, Heyse BA, Prayson MJ. Time-dependent contamination of opened sterile operating-room trays. *J Bone Joint Surg Am.* 2008;9(5):1022-1025.

# A case for covering back tables.

When not being used, cover back tables to reduce the bacterial load beneath the drape and help protect instruments from contamination.

Recent evidence shows that after eight hours of protecting instruments with Sterile-Z, there is more bacteria on top of the drape than below.<sup>2</sup>



## INCREASED ACTIVITY MEANS INCREASED RISK

The Sterile-Z Back Table Cover is designed to comply with AORN's recommendations for protecting the sterile field during delays or increased activities. 2019 AORN Guidelines state:

*“The sterile field should be covered if it will not be used immediately (e.g., procedural delay, sterile field for closure, multiple tables) or during periods of increased activity (e.g. pre-incision, repositioning).”<sup>3</sup>*

## THE IMPACT OF Z-FOLD TECHNOLOGY

Sterile-Z's Z-fold technology allows caregivers to remove the cover while maintaining the sterile field. 2019 AORN Guidelines state:

*“When sterile fields are covered, they should be covered in a manner that allows the cover to be removed without bringing the part of the cover that falls below the sterile field above the sterile field.”<sup>3</sup>*


## HELP STANDARDIZE PROCESSES

Sterile-Z Back Table Covers can help standardize application and removal techniques, making it easier to adopt than traditional drapes.

<sup>2</sup> Markel TA, Gormley T, Greeley D, Ostojic J, Wagner J. Covering the instrument table decreases bacterial bioburden: an evaluation of environmental quality indicators. *Am J Infect Control.* 2018;46(10):1127-1133.

<sup>3</sup> Guideline for sterile technique. In: *Guidelines for Perioperative Practice.* Denver, CO: AORN, Inc; 2019:931-972.

## STERILE-Z BACK TABLE COVER. FORM AND FUNCTION.




1 Clear material allows for visibility so you can see table contents.



2 The dust cover contains contamination once it has been folded, exposing two clean surfaces.



3 Z-fold allows the cover to be applied and removed while maintaining sterile technique.



4 The perforated line allows the cover to separate, reducing the risk of contamination falling onto the table surface.

---

### WHEN TO USE STERILE-Z

- Double set-ups\*
- Clean closure\*\*
- High traffic cases
- High infection-risk cases
- Delays

\*Open heart, spine, ortho revisions, total replacements, etc.

\*\*Abdominal/perineal/bowel resections, chemo/cancer procedures, mastectomy/reconstruction, etc.

---

To learn more, contact your sales representative or read more at [tidiproducts.com](http://tidiproducts.com). For U.S. and foreign patent information, visit [go.tidiproducts.com/virtual-patent-marking](http://go.tidiproducts.com/virtual-patent-marking).





## ORDER INFORMATION

SKU	DESCRIPTION	DIMENSIONS	CASE QUANTITIES
5575	STERILE-Z BACK TABLE COVER	58" x 95"	20 / CASE
5575-XL	STERILE-Z BACK TABLE COVER X-LARGE	88" x 140"	20 / CASE
5582	STERILE-Z MAYO STAND COVER	30" x 26" x 15"	20 / CASE