

COMPARE trial: new hope for kidney preservation¹⁰

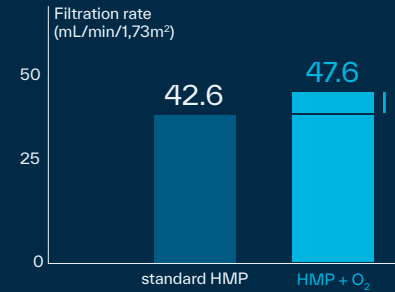
The study investigated if supplemental oxygen during hypothermic machine perfusion improves outcomes of kidneys donated after circulatory death (DCD). The study was: randomized, controlled, multicenter, double-blinded, paired, n = 106 donor pairs from DCD donors age ≥ 50.

The study showed that:



Kidney Assist Transport

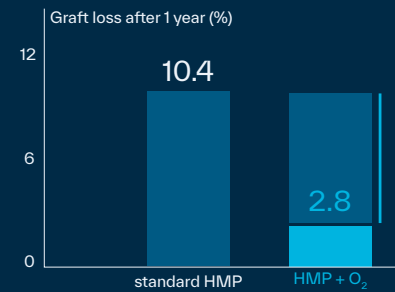
Unlock the power of oxygen



Improved renal function by

11.7%

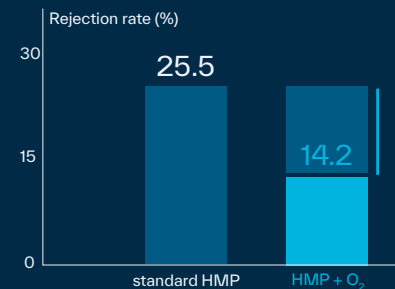
P=0.035



Reduction of graft failure by

73.1%

P=0.021



Lowered incidence of acute rejection by

44%

P=0.040

The study also suggests that hypothermic machine perfusion with oxygen (HMPO) can reduce:

- Severe complications
- Additional diagnostic procedures
- Hospital readmission
- Cost for chronic dialysis

Kidney Assist Transport

Unlock the power of oxygen

XVIVO's Kidney Assist Transport is a portable device that allows hypothermic pulsatile perfusion of donor kidneys with oxygenated solution for up to 24 hours.

Ease of Use

Plug- and play-design to allow for quick and easy set-up, improved accessibility and safe handling

Disposable Cartridge

Unique pre-assembled sterile set containing reservoir, pulsatile pump, oxygenator, filling line, sampling port and pressure sensor

Intuitive User Interface

Touch screen display for optimal interaction and visualization of the perfusion characteristics

Rechargeable Batteries

Battery pack for 24 hours stand-alone perfusion. Additional use of auxiliary power enabled

Integrated Oxygenation


Cylinder with 100% medical oxygen and regulator to ensure optimal oxygenation. Option to connect to oxygen from wall outlet available

Efficient Cooling

Easily accessible ice containers to ensure 24 hours hypothermic conditions

State-of-the-Art Oxygen Transfer

Hollow fiber membrane oxygenator for continuous, full and active oxygenation of the perfusate



Unlock the power of oxygen with XVIVO's Kidney Assist Transport



Oxygenated



Pressure controlled pulsatile flow



Hypothermic perfusion



Unique patch holder for easy connection

Designed to facilitate anastomosis of the renal artery and eliminate the risk of direct cannula damage.¹

Improved transplantation outcomes with non-oxygenated hypothermic machine perfusion compared to static cold storage

Results from clinical trials demonstrate that hypothermic machine perfusion (HMP) compared to static cold storage leads to:

- Reduced risk of delayed graft function^{2,3}
- Improved graft survival at 1 and 3 years^{2,4}

Further it is demonstrated that HMP in DCD kidneys leads to:

- Reduced risk of delayed graft function^{5,6,7,8,9}
- Improved graft survival at 1^{7,8} and 3 years⁷

Nobody should die waiting for a new organ

Founded in 1998, XVIVO is the only MedTech company dedicated to extending the life of all major organs – so transplant teams around the world can save more lives.

Our solutions allow leading clinicians and researchers to push the boundaries of organ transplantation.

Scan this QR-code to get in touch with us!



Not all XVIVO products are approved in all markets.

References:

1. Radford L, et al. The Carrel patch clamp for renal transplantation. *Ann R Coll Surg Engl*. 2017 Nov;99(8):664.
2. Moers C et al. Machine perfusion or cold storage in deceased-donor kidney transplantation. *N Engl J Med* 2009; 360:7-19.
3. Kox J et al. The Benefits of Hypothermic Machine Preservation and Short Cold Ischemia Times in Deceased Donor Kidneys. *Transplantation*. 2018 Aug 1;102(8):1344-135.
4. Moers C, et al. Machine Preservation Trial Study Group. Machine perfusion or cold storage in deceased-donor kidney transplantation. *N Engl J Med*. 2012 Feb 23;366(8):770-1.
5. Jochmans I, et al. Machine perfusion versus cold storage for the preservation of kidneys donated after cardiac death: a multicenter, randomized, controlled trial. *Ann Surg*. 2010 Nov;252(5):756-64.
6. Wang W, et al. Effect of Hypothermic Machine Perfusion on the Preservation of Kidneys Donated After Cardiac Death: A Single-Center, Randomized, Controlled Trial. *Artif Organs*. 2017 Aug;41(8):753-758.
7. Treckmann J, et al. Machine perfusion versus cold storage for preservation of kidneys from expanded criteria donors after brain death. *Transpl Int*. 2011 Jun;24(6):548-54.
8. Zhong Z, et al. Outcome Improvement for Hypothermic Machine Perfusion Versus Cold Storage for Kidneys From Cardiac Death Donors. *Artif Organs*. 2017 Jul;41(7):647-653.
9. Brat A, et al. Hypothermic Machine Perfusion as a National Standard Preservation Method for Deceased Donor Kidneys. *Transplantation*. 2021 Jun 23.
10. Jochmans I, et al. Oxygenated versus standard cold perfusion preservation in kidney transplantation (COMPARE): a randomised, double-blind, paired, phase 3 trial. *The Lancet*. November 2020;396(10263):1653-1662.

XVIVO BV, Bornholmstraat 84, 9723 AZ Groningen, Netherlands
Tel +31 50 313 1905 | xvivogroup.com

XVIVO trademarks, names and logos are registered trademarks of XVIVO Perfusion AB.
© 2023 XVIVO Perfusion AB. All rights reserved.

TD-23 Brochure KAT.07

XVIVO

XVIVO