
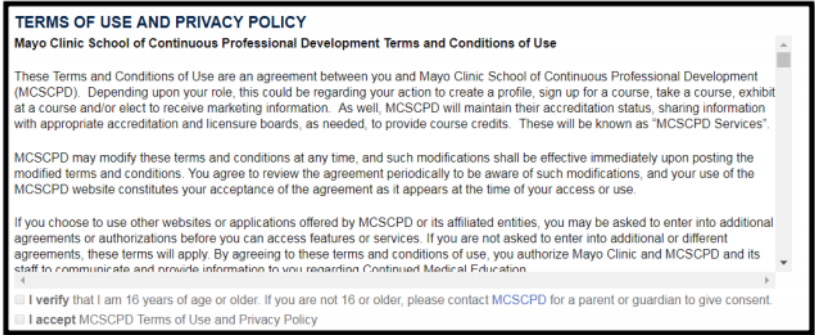








Access to CNE Conferences & Courses

First Time Logging In	
Click on Register in the black bar	
You will be asked to accept the Terms of Use and Privacy Policy and verify your age.	<p>You will need to accept the Terms of Use and Privacy policy and verify that you are over 16 years old.</p> 
Log in and Password	Create a log in and password. Use an email that you have access to wherever you plan to view the learning materials (work or at home).
Verification	A verification message will be sent to the email address you provided. Open the message and click the link provided.
Landing Page	The landing page will be the Mayo Clinic School of Continuous Professional Development. Click Log In and use the email and password you just created.
Learner Profile	<p>Once logged in:</p> <ul style="list-style-type: none"> Agree to the Terms. Click on My Account, then Profile.
There are required fields that must be completed in your profile. These are noted with a red asterisk.	<p style="text-align: center;">Required Fields</p> <ul style="list-style-type: none"> Prefix (Mr, Dr, Ms, Mrs, Miss) First and last name Are you employed by an organization that is part of the Mayo Clinic Care Network (MCCN) (Yes/No) Primary address One phone number Date of birth Special Needs (Select None if none apply/List needs) Enrollment Type-select your role (Examples-Nurse, Retired Nurse, Social Worker, Physician, etc.) Primary specialty Do you hold a medical doctor Florida license number (Yes/No) Credit eligibility-will default to AMA credit if nothing else selected **Nurses and some other allied health professionals should choose ANCC** Click Save There are some additional items (Organization, Job Role, Etc.) that you can complete if you choose.

Edit Your Learner Profile								
Log in-click My Account in the black bar in the upper right corner.	<div> My account  Log out </div>							
Click Profile.	<div><div>Account</div><div>Profile</div><div>Mobile</div><div>Twitter accounts</div></div>							
Ensure the correct credit is selected: ANCC, AMA, other	<div><div>Credit Eligibility *</div><div>AMA PRA Category 1 Credit™ and Attendance credit types will default to your profile. Select all other credit types that pertain to your licensure and/or certification.</div><div><div>ANCC - American Nurses Credentialing Center ✕</div><div>Attendance - Certificate of Attendance ✕</div></div></div>							
Accessing Course Materials and Evaluation								
Log in-click My Account in the black bar in the upper right corner.	<div> My account  Log out </div>							
Click My Courses located in the middle column.	<div><div>My Account</div><div><div><div>View</div><div>Edit</div><div>Saved Courses</div><div>Course credit log</div></div><div><div>Deleted credit</div><div>My Courses</div><div>Receipts</div><div>Commitments</div></div><div><div>Coupons</div><div>Reported credit</div></div></div></div>							
Click Registered Courses.	<div><div><div>View</div><div>Edit</div><div>Assign credits</div><div>Saved Courses</div><div>Course credit log</div></div><div><div>Deleted credit</div><div>My Courses</div><div>Receipts</div><div>Roles</div><div>Revisions</div></div></div> <div><div>Registered Courses</div><div>Transcript</div><div>Self Reported Credit</div></div>							
Click the course link to access each course.	<table><tr><th>Activity Title</th><th>Status</th><th>Live event dates</th></tr><tr><td>Cardiac Rhythm Devices 2022 Preconference IN PERSON</td><td>Course Materials</td><td>Oct 28 - Oct 28, 2022</td></tr></table>		Activity Title	Status	Live event dates	Cardiac Rhythm Devices 2022 Preconference IN PERSON	Course Materials	Oct 28 - Oct 28, 2022
Activity Title	Status	Live event dates						
Cardiac Rhythm Devices 2022 Preconference IN PERSON	Course Materials	Oct 28 - Oct 28, 2022						

Within the course, click Start	<div> <h1>Cardiac Rhythm Devices 2022 Preconference IN PERSON</h1> <p>Rochester, MN US October 28, 2022</p> <p>Overview Program Location Faculty Accreditation Exhibitors Start</p> <p>Start ▶</p> </div>
A course progress tab appears on the left side. Click Start Course in bottom right corner to move through the course items.	<div> <div> <p>Course progress</p> <ul style="list-style-type: none"> Disclosure Agenda Course Evaluation Learner Profile Update Cover Sheet Credit Certificate and Record of Attendance </div> <div> <p>Welcome</p> <p>Course instructions: Welcome to the Cardiac Rhythm Devices 2022 Preconference IN PERSON. Course materials will be available online approximately 3 days before the start of the conference.</p> </div> </div> <div> <p>Course navigation</p> <p>Start course ▶</p> </div>

Click the Next button in the bottom right corner to advance. You can click Previous to go back. Course materials are loaded here for viewing or printing.

Course progress

Disclosure

Agenda

REQUIRED

Review

Course Evaluation

Learner Profile Update

Cover Sheet

Credit

Certificate and Record of Attendance

Learn more about [attendance requirements for live courses and conferences](#) and available COVID-19 online education and resources.

Agenda

7:00 AMRegistration and Breakfast

8:00 AMEssentials of Quality Pacing: Principles and PracticesCynthia (Cindy) Dieterich, RN, CCDS & Linda Schwartz, RN, CCDS

Essentials of Pacing - Principles and Practices.pdf

Essentials of Pacing - Pre-Con part 2 Timing Cycles.pdf

9:30 AMBreak

9:45 AMEssentials of Quality Defibrillators: Principles and PracticesCynthia (Cindy) Dieterich, RN, CCDS

Essentials of ICDs.pdf

11:15 AMAdjourn

Course navigation

Previous

Next

Course Evaluation is an item in the course if you did not already complete it live. This is required to receive contact hours. Click Submit when finished completing it.

What knowledge, skills, or attitudes have you gained from this activity that you did not possess before? (Select all that apply)

- ☐ Indications for a pacemaker and ICD
- ☐ The nurse role for patient follow up for a pacemaker and ICD
- ☐ Troubleshooting strategies for a pacemaker and ICD

What skills, abilities or strategies gained from this activity do you plan to implement/apply to improve your practice? (Select all that apply)

- ☐ Indications for a pacemaker and ICD
- ☐ The nurse role for patient follow up for a pacemaker and ICD
- ☐ Troubleshooting strategies for a pacemaker and ICD

Describe how your participation in this activity will impact the performance of your healthcare/professional team?

Provide additional comments related to this activity:

What learning needs do you have that could be addressed in a future online CNE course?

Submit

Click Next in the bottom right corner to advance through the course.

Course progress

- ☒ Disclosure ▼
- ☒ Agenda ▼
- ☒ Course Evaluation ▼
- ☒ Learner Profile Update ▼
- ☒ Cover Sheet ▲

OPTIONAL

Review
- ☐ Credit ▼
- ☐ Certificate and Record of Attendance ▼

☰

Learn more about [attendance requirements for live courses and conferences](#) and available COVID-19 online education and resources.

Cover Sheet

Print the cover sheet for your records.

[Device PreConference Cover Sheet.pdf](#)

Course navigation

◀ Previous

Next ▶

Print the
Cover Sheet
for your
records.

Scroll down to see the list of all courses.

*The right most column has a link to Download.

Activity Title	Format	SKU	Credit Earned	Type	Designations	Event date	Date completed	Certificate
Nasopharyngeal Swab Collection - Free Online CNE Course	Enduring Material, Online Education	NRST2020-32	0.25	ANCC			11/12/2020	Download
Nasopharyngeal Swab Collection - Free Online CNE Course	Enduring Material, Online Education	NRST2020-32	0.25	Attendance			11/12/2020	Download

There are separate rows for ANCC and Attendance certificates-ensure you're clicking the correct one to download.